


PVR SERIES

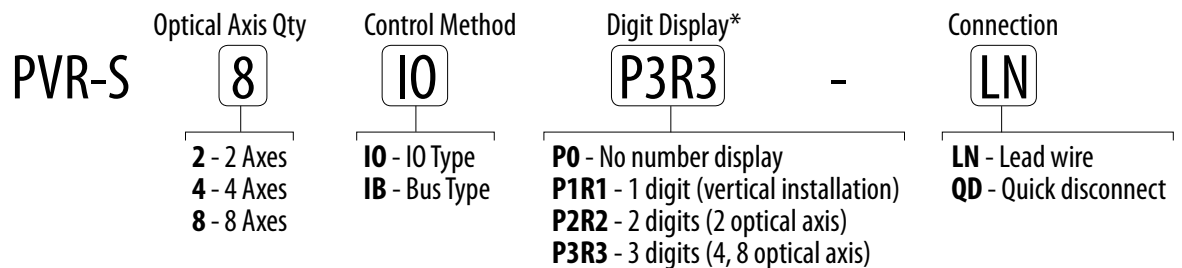
Pick Detection

Key Features

- Ideal for Pick-to-Light (Light guided picking)
- Ideal for Assembly to order (Light guided sequence assembly)
- Ideal Error proofing/poka - yoke
- Sturdy aluminum alloy body, industrial grade protection
- Mirror operating mode, easy to implement and maintain
- Supports vertical and horizontal mounting
- IO, IB type drive, red, yellow, green indicate different working status
- IB type supports 7-color indication and supports 1~3 digit display



Selection Guide



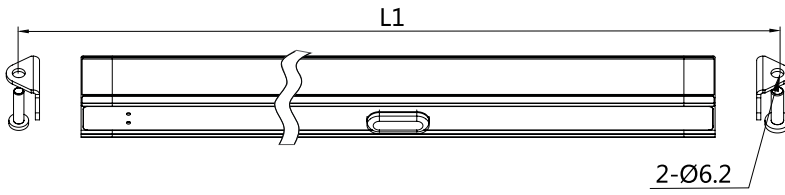
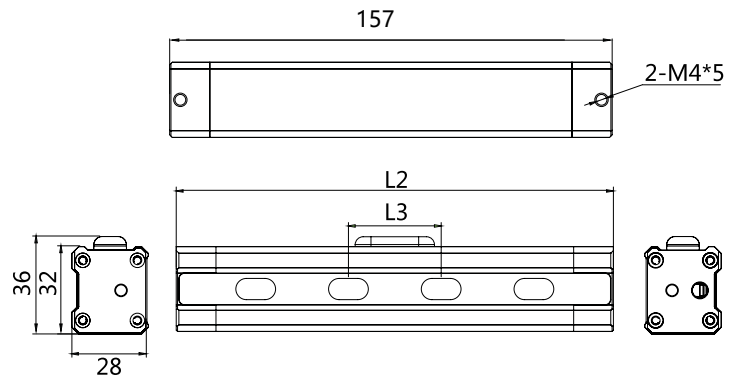
*IB type only. IO type has no digit display.

Specifications

| | |
|-------------------------|---|
| Power supply | 12V ~ 30V DC |
| Maximum Current | < 100mA @ 24V DC, * IO type does not contain output current |
| Sensing Distance | 20~1000mm (Reflective adhesive tape) |
| IO Output Current | Max. load: 150mA Output state saturation voltage: 2V (DC 10mA); 2.5V (DC 150mA) Non-output state leakage current: <10 μA(30V DC) |
| IO Type Effective Input | > 7.2V, Input resistance 10K |
| IB Communication Bus | 38.4K Baud rate, 200m max. transmission distance |
| Indicator Colors | IO type: Enable Output: Green, Induction + Enable: Yellow, Unabled Induction: Red IB type: Red, Green, Blue, Yellow, Cyan, Pink, or Custom Control |
| Electrical Protection | Reverse connection protection. Over current/Over Voltage protection |
| Input response time | on/off: 25ms max. |
| Connection | 1m lead wire or 0.3m PVC cable with 4-pin or 8-pin M12 male quick disconnect (requiring mating cordset) |
| Operation conditions | 0°C to +50°C (32°F to +122°F) 95% at +50°C maximum relative humidity (non-condensing) |
| Material | Housing: 6061 Aluminum Alloy Light: Polycarbonate |
| IP rating | IEC IP65 |
| Certification | CE, FCC, ISO9001 |

Dimensions

| Length | PVR-S2 | PVR-S4 | PVR-S8 |
|--------|--------|--------|--------|
| L1 | 135 | 185 | 325 |
| L2 | 105 | 165 | 305 |
| L3 | 45 | 35 | 35 |

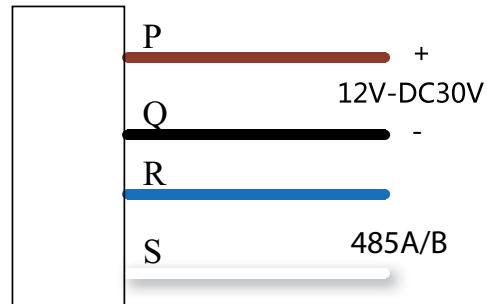


*The PVR-S mounting bracket is externally fixed: the hole diameter is $\varnothing 6.2$ mm. M5 screws are recommended.

Wiring Diagram

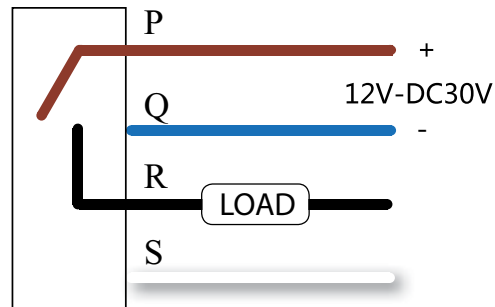
PVR-S IB

| Line order | Line color | Note |
|------------|------------|---------|
| 1 | Brown | Power + |
| 2 | Black | Output |
| 3 | Blue | Power - |
| 4 | White | Input |



PVR-S IO

| Line order | Line color | Note |
|------------|------------|---------|
| 1 | Brown | Power + |
| 2 | Blue | Power - |
| 3 | Black | Output |
| 4 | White | Input |



Quick Disconnect

